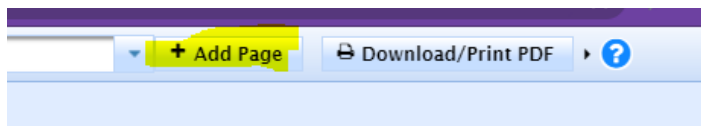


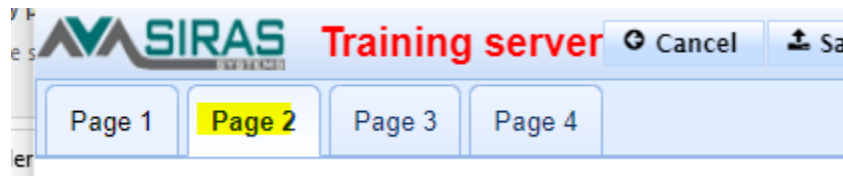
In SIRAS forms text fields are limited so you will not be able to paste more text than the text field can support.

Because of this, when copying and pasting into SIRAS copy a paragraph or 2 depending on the volume of text and that the SIRAS text field can hold. Then when you are toward the end of the text field paste a sentence or two. When you are about at the end of the text go to the top of the page and click the '+ Add Page'.

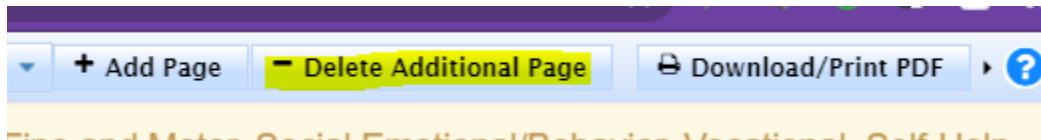
This will create a new blank page accessible by a new tab at the top-right of the form. Continue with the copy and paste button described above.



Click on the '+ Add Page' button located at the top of the page.



New tab will appear after you click the '+ Add Page' button



After you have created an Added Page and you want to delete, go to the added page you want to delete and click the '- Delete Additional Page' button.

Here is a summary of the various ways you can copy and paste with keyboard shortcuts, right click menu items and track pad clicking to simulate a right click:

Windows:

Keyboard | Ctrl + C = Copy
Keyboard | Ctrl + V = Paste
Mouse | Right click Menu/copy
Mouse | Right click Menu/paste

Mac:

Keyboard | Command + C = Copy
Keyboard | Command + V = Paste
Mouse | Right click Menu/Copy
Mouse | Right click Menu/Paste
Track Pad (simulate right click) | Control + click /Copy
Track Pad (simulate right click) | Control + click /Paste