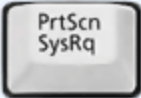


How to take a screenshot in Windows

- How do I take a screenshot?

press  = Windows captures the entire **screen** and copies it to the (invisible) **clipboard**.


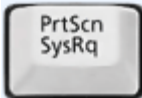
- Where can I find that key?



Look for this group of keys at the **upper right** of your keyboard.

Note: **Print Screen** (PrtScn) might have been abbreviated differently on your keyboard.

- How do I take a screenshot of a single window?

press  and hold  = Windows captures only the currently active **window** and copies it to the **clipboard**

- I guess it's in the clipboard now.
How can I paste it into a document or something?

press  and hold  = Windows pastes the screenshot (that is in the **clipboard**) into a document or image you are currently editing.